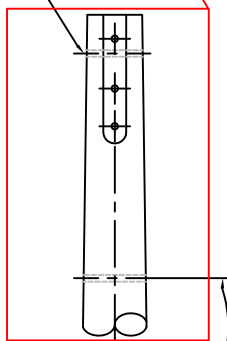


Note 2



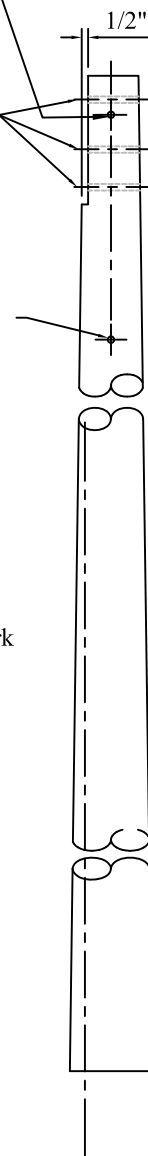
Through-bolt holes must be parallel and in the same plane

HOLES: Drill 11/16" diameter

GAINS: Gains are to be flat with plane at right angles to the bolt holes

Neutral bolt hole must be at 90° angle with through-bolt holes

Note 2



- Suppliers code or Trademark
- Insured warranty or Quality Assurance Mark
- Plant location, month and year of treatment
- Species, preservation code and retention
- Size or designation

TOLERANCES

HOLES:  
On the gain:  $\pm 1/8$ " from the centerline of the holes.

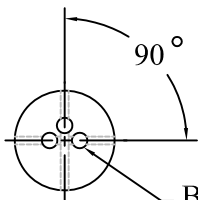
On the side opposite the gain:  $\pm 1/4$ " from the centerlines of the holes.

Location (measured from the roof):  
Gain side  $\pm 1/4$ "  
Opposite side  $\pm 1/2$ "

Diameter:  $\pm 1/16$ "

GAINS: out of parallel  $\pm 1/2$ "

See Note 3



Brand butt with proper length and class

NOTES:

1. All poles shorter than 50 feet must be bored, roofed and gained before treatment, except that Class 7 and smaller poles need not be gained unless requested by purchaser. Roofs may be flat or at a 15° angle at the producer's option.
2. Anti-split bolt hole is to be drilled when specified by the purchaser.
3. Bottom of brand or center of metal disk shall be 10'  $\pm 2$ " from the pole butt for poles less than 55' in length; 14'  $\pm 2$ " for poles 55' and longer.

## Pole Framing Guide

RUS
03/28/08
Rev. 0



W1.1GR